


# ENOVA INDUCTION 36"










CODE ID

700 SERIES ENOVA CUSTOM 36 INCH INDUCTION COOKTOP

F7ECIK36AS1



-  Easy Clean Ceramic Glass
-  Bridge Zone
-  Power Boost Burner
-  Pan Detection system
-  Digital Controls
-  Residual Heat Sensor
-  Warming Function

## SUMMARY DESCRIPTION

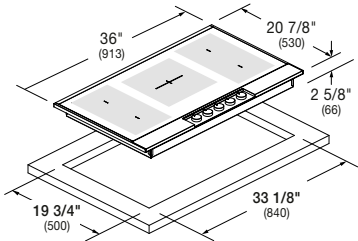

The Enova 700 series 36" Customizable Satin Aluminum Cooktop has a unique design incorporating elegant tactile knobs recessed into a 5/8" thick metal frame with removable and interchangeable control panel insert and side profiles. These profiles are available in matte black, brushed brass, or satin aluminum finishes are included. The cook top features our Quantum induction for unsurpassed power and efficiency. Each cooktop has 5 cooking zones controlled via an elegant electronic knob, with one 11" max power zone plus 2 bridge zones, each zone featuring, warm, warm plus, 1-9 levels, with boost and auto functions. The Enova cook top has all the functionality and performance you would expect from an ultra premium appliance in an exclusive and customizable design.

## SPECIFICATIONS

- Elegant Ceramic glass surface
- 5 Cooking Zones
- Booster function for each cooking zone
- Residual heat and Power-on Indicators
- Melting and Simmering function
- Knob Controlled
- Pot Detection System
- Child Lock Function
- Failure Codes Indication
- Digital Display for Power Level
- Automatic Preheat Function

## INCLUDED ACCESSORIES

- Enova Custom Metal Kit



CODE ID		F7ECIK36AS1			
Size	36"				
Aesthetics	Stainless Steel				
COOKTOP					
Type	Induction				
Cooking Surface	Ceramic Glass				
Knobs layout	Embedding				
INDUCTION CONTROL FEATURES					
Induction Features	Pot Detection System		Child lock function		
	Cooling fan system		Cooking Power Levels indication		
Knob for power setting	•				
Cooking Power Levels	1 to 9				
Wide digital display for power level indication	•				
Melting Function 113°F/45°C	•				
Warming Function 158°F / 70°C	•				
Simmer Function 205°F / 95°C	•				
Booster/Fast boil function for each zone	•				
Automatic Preheat Function	•				
Bridge Function	•				
Residual heat indication	•				
COOKING ZONES FEATURES	Dimension		Power		
5 Cooking Zone (2 Bridge Zone)					
1 Front Left	Octa Inductor	8-5/8" x 7-1/8"	220 x 180 mm	Level 9 - 2100W	Booster - 3700W
2 Rear Left	Octa Inductor	8-5/8" x 7-1/8"	220 x 180 mm	Level 9 - 2100W	Booster - 3700W
3 Middle dual circuit	Round Inductor	11"	Ø 280 mm	Level 9 - 2600W	Booster - 5500W
4 Front Right	Octa Inductor	8-5/8" x 7-1/8"	220 x 180 mm	Level 9 - 2100W	Booster - 3700W
5 Rear Right	Octa Inductor	8-5/8" x 7-1/8"	220 x 180 mm	Level 9 - 2100W	Booster - 3700W
DIMENSIONS / WEIGHT					
Overall - width	36"		913 mm		
Overall - height (Without Conduit)	2 5/8"		66 mm		
Overall - depth	20 7/8"		530 mm		
Cutout - width	33 1/8"		840 mm		
Cutout - depth	19 3/4"		500 mm		
Gross Weight	56,2 lbs		25,5 kg		
POWER / RATINGS (208/240 V, 60 Hz)					
KW/Amps rating at 240V, 60Hz	10,8 kW - 45Amps				
KW/Amps rating at 208V, 60Hz	9,4 kW - 45Amps				
Conduit	•				
INSTRUCTIONS FOR USE					
Use & Care Manual - Installation Manual	EN, SP, FR				